

BAY AREA GARDEN RAILWAY SOCIETY

# TRELLIS & TRESTLE

JANUARY 2022



JOIN US AT:  
BAGRS.ORG  
FACEBOOK  
INSTAGRAM

## *In this issue ...*

[The Prez Sez ...](#)

[Marketing](#)

[Newsletter Sharing](#)

[GR News](#)

[Random Notes](#)

[Where Is It?](#)

[Featured -- A Durango & Jasper](#)

[Railtruck Build](#)

[Member Updates](#)

[Dave's Corner](#)

[All Steamed Up ...](#)

[East Devil Hills Modeling](#)

[Railroad Media](#)

[Postcards of the Past](#)

[Musings of a Theme Park Fan](#)

[Membership Information](#)

[Future Events of Interest](#)

[From Matthew](#)

# THE PREZ SEZ

Russ Miller, BAGRS President

Welcome everybody to 2022! I hope Christmas was good to you and you received all of the garden railroad items that were on your wish list. If not, I'm sure some of you went out and bought the missing items anyway! I'm hoping everyone stayed safe during the Holidays.... I received my Moderna Booster Shot and it hit me pretty hard. I really didn't have any reaction to the first two shots, but the third one sure knocked me out. I'm writing this while still under the effects so bear with me if I end up rambling a bit more than usual..

We need volunteers! Please contact one of the Board Members and let them know if you are interested in helping out by serving on the BAGRS Board. Trust me, it is not hard and the Board only meets 6 times during the year so it is a small time commitment. Having new members with new ideas always helps and allows the Board to make informed decisions that best reflect the consensus of the club. The Board needs seven members and I think we still have one or two positions to fill. Most of the meetings the last two years were held via ZOOM and we think that trend will continue in 2022.

Planning for the 2022 BAGRS Annual Meeting is progressing nicely. We are going to hold it in March this year in the hopes that the warmer weather will allow the Live Steam Group to set up the popular oval outside. If you would like to be a presenter at the meeting, please contact Mick Spilsbury or Colin Camarillo so that they can get you on the schedule. One thing that has been discussed is the ever popular swap meet held during the Annual Meeting. The Board has discussed having the vendors and sellers cover their tables while the speakers are doing their presentations. We think this will keep the volume down so the speakers are better heard and it will minimize distractions while people are presenting.

The 2023 NGRC in Santa Clara is only a year and a half away! I've heard from a few BAGRS Members that are interested in helping out with the convention, which is great but we need a few more... Sometime before the Denver convention we will hold a couple of ZOOM Meetings to discuss plans and move forward. I'll be in contact with the Santa Clara Convention Center to see what modifications they've made to the facility which will help us plan the layout for the three convention halls. I haven't contacted Roaring Camp yet to see about holding the BBQ and Train Ride there again, but everybody I talked with wants that to happen.... So we'll see. We are in negotiations with Accucraft to help sponsor the Friday Night Banquet. The cost per person for the banquet is quite high at the SCCC so sponsorship will help bring the costs for attendees down and help bring the Accucraft name to the forefront of our event as the number one supplier of high quality garden trains. I will also be contacting LGB, Bachmann, and USA Trains as they know this is the premier event in garden trains.

Finally, I also need to know within the next couple of months if any more BAGRS members are planning on attending the 2022 Convention in Denver. I'm told the availability of t-shirts is in short supply so we have to get our order in early so that we can advertise our upcoming convention in Denver.



Here's to 2022 being a safe and prosperous New Year. Every one stay safe, get fully vaccinated, and wear your mask, and we'll see you at the March Annual Meeting!

# MARKETING

Mick Spilsbury, BAGRS Vice-President

I am writing this column on Christmas Eve in Palm Springs. When Russ heard we were coming here, he recommended a visit to the garden railroad at the Living Desert Museum. I expect many of you have seen it. I had not. It is vast and superbly detailed as the images below illustrate.



A tied-arch bridge across a massive red rock canyon



An impressive mining operation



Extensive Trestles



One of many excellent water features



Great trackside details like this car-wrecking yard



Scale replicas of ancient and modern structures

Visitors were enthralled by the scope and scale of the railroad, yet there was no obvious educational nor promotional material about garden railroading. Surely an opportunity miss

# MARKETING

*Mick Spilsbury, BAGRS Vice-President*

On BAGRS social media we have initiated 'Worldly Wednesdays' to feature images of garden RRs beyond the Bay Area. Colin Camarillo came up with the title at the December Board meeting. The first post shown below got 165 likes - one of our highest number of likes yet. One mission for 2022 is to get our Instagram following over 1,000. Images like this will help.



Scott Sells' Stoney Creek & Iron Mountain RR in Utah

Happy New Year everyone. May our garden railroads flourish in 2022, and COVID diminish so we can get out and see

# NEWSLETTER SHARING

*Mick Spilsbury, BAGRS Vice-President*

BAGRS has a policy of reciprocal sharing of newsletters with the following garden railway clubs. We do not share private member information such as home addresses or tour information without the express permission of the particular member.

[Central California Coast GRS](#)

[Puget Sound GRS](#)

[Denver GRS](#)

[Rose City GRS](#)

[Gold Coast GRS](#)

[Sacramento Valley GRS](#)

[Orange County GRS](#)

[Santa Clarita Valley GRC](#)

Welcome to [The Garden Whistle](#), New Zealand Large Scale Newsletter



## THE LATEST EDITION OF **GARDEN RAILROADING NEWS** **IS OUT & FEATURES**

THE WONDERFUL RR GARDEN AT THE ABQ BIOPARK IN NEW MEXICO

R/C FOR LIVE STEAMERS

USING PLASTIC TO SIMULATE WOOD

AN OPEN RR CHECK LIST



**SIMPLY CLICK THE LINK BELOW TO GO TO THE GR NEWS WEBSITE**

**AND GET YOUR FREE COPY**

2021.6 GR NEWS

## ENJOY

Mick Spilsbury, VP BAGRS & Marketing & Distribution Director, GR News

# RANDOM NOTES IN NO PARTICULAR ORDER

Greg Hile, Editor

Welcome to 2022! A couple of random notes here in no particular order:

1. Just another reminder that Annual Meeting is coming up. Be sure your membership renewal is all set up. You won't want to miss it!

## 2022 ANNUAL MEETING TAKING SHAPE

The program for our 2022 Annual Meeting scheduled for **SATURDAY MARCH 19** is taking shape.

**Rob Lenicheck** will share stories about the Cumbres & Toltec Scenic RR where he volunteers each year. It was formed from the D&RGW RR 50 years ago and is much admired by visitors.

**Jack Verducci** will share the story of a local RR, either the State Belt RR of CA which serviced the port of San Francisco or the Ocean Shore RR which operated along the Pacific Coast south of San Francisco in the early 1900's.

**Mick Spilsbury** will be sharing images of amazing garden RRs beyond the Bay Area discovered during the first 18 months of producing Garden Railroading News (GR News).

**Our steamers** will be back with their wonderful display layout.

The **Model Contest** will be back and the **Photography Contest** will return. Look for more information about both contests via email by January 15.

**Various vendors** will set up to share & sell their products.

**There will be lots of time set aside to meet and greet old and new friends.**

The location is, again, the **Hiller Aviation Museum** in San Carlos. A light breakfast will be available from 8am before the meeting starts at 9am. We will wrap up by 4pm. COVID safety precautions will follow the guidelines in place at that time for the city of San Carlos and the Museum.

Look for more details in the February T&T. Meanwhile we hope you can reserve the date.

Co-Chairs: Mick Spilsbury & Richard Murray.

2, Last month we mentioned the retirement of the BAGRS Roving Railroad and the availability of parts. Ray Turner reports that the "BAGRS Roving Railroad (aka "the Trailer") was disassembled and components taken by BAGRS members for use on their home railroads. It will be delightful when next time we are touring our garden railroads to see some of the buildings and cars from the Roving Railroad. We found new homes for everything, even the plants and a few rocks. Thanks to all who are keeping the legacy of the Roving Railroad alive."

3. One of the recipients of the parts was Paul Patterson, who also sends his special message of thanks to BAGRS for the opportunity to repurpose parts of the trailer into his garden railway. This is yet another reminder of the value of BAGRS membership. I have benefitted over the years from gifts of items from mentors -- surplus cars from Russ Miller, a plant from Nancy Norris, and, most recently, cars from Richard and Melinda Murray come to mind and I'm sure there have been others. It's great to see the club and our members paying it forward!



4. I think it's time to play with trains!

# WHERE IS IT?

For the third month in a row, congratulations to Ray Turner for correctly identifying this beaut, from California State Railroad Museum in Old Town Sacramento. on its way to The North Pole!

I can personally verify these facts because I was later on this very train and we, indeed, travelled the Polar Express and saw the big guy himself.

Where Is It? will return next month ...





# A Durango & Jasper Railtruck Build



ARTICLE AND PHOTOS BY JIM ROWSON

Railtrucks have always been fascinating for me, particularly those that are roughly cobbled together and have a great ah-OOO-ga horn. It became very clear that my garden railroad needed one.

To honor the time period, 1920's or 1930's, I wanted it to be built around a 1926 Mack truck.

# FEATURED ARTICLE

## A Durango & Jasper Railtruck Build

A fellow hobbyist graciously provided one of his Monogram kits. A Northwest Short Line #1 gauge Magic Carpet drive was found on eBay and some sprockets and chains at Micromark, since the Mack bulldog was a chain drive.



The model frame was not compatible with the motor drive so I ended up scratchbuilding a frame and mounts out of PVC and brass.

Assembling the Mack cab and adding a wood deck enabled a test run of the truck.



# FEATURED ARTICLE

## *A Durango & Jasper Railtruck Build*

Consistent with using Airwire/battery power for my locomotives, I grabbed a few bits of electronics (Airwire receiver, DCC decoder and motor drive, Phoenix sound card, and rechargeable battery) and hacked up a rack to keep them in place.



This will be both a US Mail delivery truck and a worker transport, servicing the logging and mining industries in the Jasper wilderness. The electronics will be hidden in the mail storage. The rust color on the cab (right) is part of a multi-step painting process: base coat of rust, top coat of black, then dip a brush in thinner and wipe away some of the top coat to show the rust underneath, as shown in the picture below.



# FEATURED ARTICLE

## *A Durango & Jasper Railtruck Build*

Next came lots of details in the front cab area, including 3D printed gas tank and luggage, brass ladder and rack, and plenty more including a pilot to finish off the front.



The mail/passenger area in the truck is mostly wood, with a rough, backwoods feel including some "chairs" hewn from logs.



# FEATURED ARTICLE

*A Durango & Jasper Railtruck Build*



The electronics is hidden inside the US Mail storage compartment with one side used to transport awkward tools while the other side is a removable door held on by magnets to provide access.

A rusted corrugated metal roof and a pair of rolled up canvas tarps are the final touches.



# FEATURED ARTICLE

## *A Durango & Jasper Railtruck Build*



**This was a super fun project that stretched my modeling skills in several new directions. You can see a short video showing the railtruck in action here:**

<https://www.youtube.com/watch?v=hC5AKXSy6U0>

# MEMBER UPDATES

Wishing everyone a Happy Christmas and New Year, from **Joe Barker** comes a report and photos on the San Leandro Historical Railway's Holiday show on Saturday, December 18. These photos are of the G&O garden railroad. The SLHRS large HO display inside the Depot was also open. This was the SLHRS's first show in two years.

The G gauge main display and the children's layout ran well. The O gauge on the main display is still under construction and was not running. Joe is hopeful that it will be ready for the spring show.

The show was well attended and everyone seemed to have a good time. We gave away a lot of BAGRS post cards and garden railroad magazines.

Here's a photo from the event and anyone can view the entire shared album at:

<https://www.icloud.com/sharedalbum/#B0X5eD9V7JtOIX7>



## YEAR OF THE MAMOD LOCOMOTIVE

I've been running live steam locomotives for about twenty five years or so and the first live steam locomotive that I ever ran was a Mamod and thought they were the worst locomotive that I had ever ran. It wasn't until I received my first Accucraft Shay locomotive that I realized how much fun running live steam was.

I had been attending the International Live Steam Up for a number of years in Diamondhead Mississippi. I can't remember what year it was, but they were going to dedicate that year to the Mamod locomotive works. If you attended the steam up with a Mamod locomotive you would receive a free Mamod Burger at the Red Zone restaurant. Well I have to get my free burger, and only one thing stood in my way, I didn't own a Mamod.

I started looking around for a Mamod locomotive and as faith would have it I found one on E Bay, at a great price I thought, for only \$100.00 + shipping. After receiving my Mamod locomotive I soon realized it was a 32mm gauge locomotive. Still thinking of my free burger and thinking that's OK, so back to the computer. Then I found a kit to convert the locomotive from 32mm to 45mm for only \$39.00 + shipping. After converting the locomotive it was off to the post office to ship it back to Mississippi because the airlines didn't allow you to ship live steam engines by air.



So let's check it out. The cost of the locomotive was \$100.00 + \$29.00 shipping from E Bay.

The kit to convert it was \$39.00 + shipping \$12.00 from EBay. The shipping cost to and from Mississippi about \$45.00, for a grand total of \$225.00.

So much for my free Mamod burger, but it was a great luncheon and I even joined the Mamod of the U.S. club.

That wasn't the end of the story. That same year I also shipped my 7/8 scale Emma and about seven cars to go with it, I only ran the Mamod one time and as always it wasn't a very good runner and it was shipped back home that day.

After returning home I worked on the Mamod and decided to convert it from the solid fuel tablets to a ceramic burner, but this became too much work and too costly.

I thought that was it for the Mamod locomotives, then things changed. I was looking for a vertical boiler locomotive that would go well with my other 7/8 scale rolling stock. In looking around I came across a Mamod Brunel with a vertical boiler. With no dealers in the U.S. it took a few emails back and forth to Mamod of England to order one. The Mamod Brunel was being offered at a great price of only \$634.00 delivered to the U.S.

The Brunel was a freelance of the De Winton locomotive. The locomotive has a silver




# DAVE'S CORNER

Dave Frediani

soldered boiler with a ceramic burner and one oscillating cylinder with a gear drive, just what I was looking for. With a 7/8 scale figure in it and a change in couplers it can easily pass for a 7/8 scale locomotive. The only improvements that I made were adding a catch can to catch the exhaust.

The following year I returned to Mississippi with my new Mamod locomotive. I usually bring two or three locomotives, but that year I only brought one the Brunel and after running it for three days, I was



getting up to fifty minutes run times by just adding water.

Everyone loved it and asked me what that thing was. I guess that no one had ever seen one up close before.

I received the track hog award from a fellow live steamer, because of all the time Brunel was on the track. It was one of the best locomotives that I ever purchased.



# ALL STEAMED UP ...

Richard Murray

## Bill Allen's Christmas Party 12/18/21

If it's getting close to Christmas, Bill Allen must be about to go crazy decorating for his annual Christmas party. We steamers like to think that he puts up all the decorations just for us. Actually, Bill does the decorations for his large family, and then we get to enjoy the Christmas scenes, too. Bill takes at least a full week emptying all the boxes from the attic and then hanging the millions of lightbulbs, and arranging the thousands of Santas, villages, and trains. This is probably the ninth straight year he has hosted the party. The one exception was the pause last year because of COVID. This year Bill wisely reduced the number of party goers to 18 for health reasons.

Just before dinner, Bill asked for a moment of silence for the two beloved steamers who recently passed, Harlan Barr and Steve Shyvers.

Gary Whaley brought to the party a 3 rail O gauge Lionel track bender. It was a heavy, beautifully crafted piece of work. Gary said he had to build it himself because there was no company in the world that sold one. The best item was Bill Mansell's 0-4-2 that was based on a British engine designed to run either forward or backwards with an autococh. Like the original, Bill's engine had a single cylinder. Bill machined a huge 3/4" cylinder. Someone brought a 3-D printed smokebox door that showed a great deal of craftsmanship in the design.

Rob Lenicheck brought a Johnson bar that he built. It was as detailed as any Johnson bar that you'll ever see. He also brought four 3-D printed items. One was an exhaust steam injector. The two articulated engines of the Uintah had them and they were considered state of the art at the time. The design continued to be used in even modern engines such the UP Challengers and Big Boys. A second item was a steam cylinder with its many attachments. The third and fourth items were a pair of journals.

The lights go out, the fire cools down, and suddenly it is Christmas day. Merry Christmas



Bill Mansell's scratch built 0-4-2 British engine.

# ALL STEAMED UP ...

Richard Murray




A colorful Christmas setting with Dennis Mead on left and Jim Goss on



In the kitchen with Sylvia Goss, Gail Baxley, Lucinda Lenicheck, and Melinda Murray.

# ALL STEAMED UP ...

*Richard Murray*



3-D printed items by Rob Lenicheck. In the back left is an exhaust steam generator. On the back right is a steam cylinder with associated parts. In the front are a pair of journals.



Patti Allen serving hor d'oeuvres to Ron Sickler and Bill Mansell.

# ALL STEAMED UP ...

Richard Murray



Host Bill Allen discusses some complicated issue with Rob Lenicheck.



50 Christmas bears and a lighted tree are just a small part of the multicolored decorations.

# ALL STEAMED UP ...

Richard Murray



Lucinda Lenicheck and Melinda Murray discuss the evening's desserts.

## Random Notes

1. A couple days after the party, Rob Lenicheck emailed that his train to Denver was stuck because of a boulder on the track.



# ALL STEAMED UP ...

*Richard Murray*

2. BAGRS has been donated a 21' x 60' track complete with a welded aluminum box girder frame + stainless track + telescoping legs. Plans for its sale have already started.
3. Rob Lenicheck has agreed to give a talk at the Annual Meet on the Cumbres and Toltec Scenic RR. Rob has also agreed to organize the two tables used at the Annual Meet for the exhibition of the steamers scratch-built stuff.
4. Jack Verducci has agreed to give a talk at the Annual Meet on either the State Belt Railway or the Ocean Shore RR.
5. The BAGRS Roving Trailer has been stripped of all track, buildings, bridges, and plants. Next job is to remove the dirt, rocks, unknown stuff below the dirt, the side panels, and the welded frames fore and aft.
6. The live steam track may set up in the courtyard of Hiller for the Annual Meet, weather permitting. The advantage is that the noise from the popular attraction will not interfere with the speakers.

## **STEAM CALENDAR**

March 19, 2122 Annual Meet at Hiller Aviation, San Carlos.

## **THE GREATEST 53.4-SECOND VIDEO OF THE YEAR**




<https://youtu.be/Z92ktxQn08g>


# EAST DEVIL HILLS MODELING GROUP

*Henner Meinhold*

After the completion of his Samson loco, Bill Allen started with another project, a Mallet of course. While he is waiting for the cast wheels from Walsall (they seem to be working for Bill exclusively ;-)), Dennis started milling the frames and the connecting rods. Both are a perfect job for his CNC lathe:



Marc Horowitz is a big fan of manual tools and manually operated lathes/milling machines. He has finished now his little Baldwin and it turned out to be areal jewel. Especially the paint job and the lining, all done by hand, are just incredible:





# EAST DEVIL HILLS MODELING GROUP

Henner Meinhold

The transitions between the domes and the saddle tank are mostly filed and polished with sand paper:



The bell and frame are also completely hand made by turning the hand wheels on the lathe to create the shape"




Last time I showed Sanjayas attempts to machine the perfect cylinder block of his project loco. Finally, the fifth(!) cylinder turned out to be perfect. After every one of the previous attempts suffered from some boo-boos. Now that is perseverance!



# EAST DEVIL HILLS MODELING GROUP

Henner Meinhold



Rob Lenicheck goes now into the details of his Uintah. One example is the Johnson bar, fully functional with a latch:

Bill Mansell got a surplus Mamod from Steve Shyvers and reworked it extensively. He added a ceramic butane gas burner, a new displacement lubricator and new spoked wheels from Dennis' CNC mill. It runs very well now and the modifications would have been appreciated by Steve.



# EAST DEVIL HILLS MODELING GROUP

Henner Meinhold

Not directly related to the group is a build by Robert Burrill. He works on an electric version of the Zephyr diesel rail car. Dennis cut the ribs for the bodies of the coaches for him with the laser:



I am currently working on the electronics for a steam indicator to precisely adjust a steam locomotive/engine.

By the way, I am writing this from a former pub converted into a rustic holiday resort in a small village at the Baltic Sea close to the Polish border. It is snowing and this morning we cut our own Christmas tree!

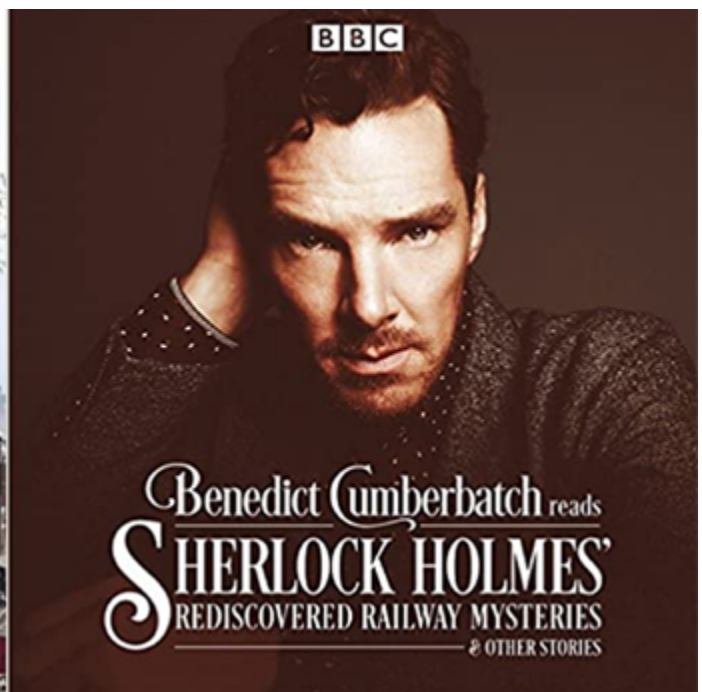
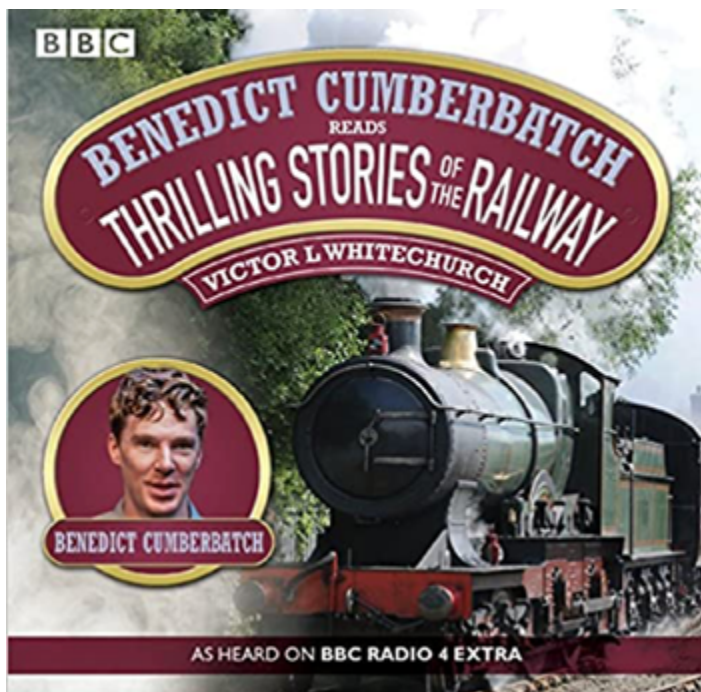
I wish you all a very Happy New Year and a final end of the pandemic!

Henner



Formerly of Fremont, California, Henner is now a resident of Berlin, Germany. The East Devil Hills Modeling Group still meets regularly to create incredibly-machined models.

**Introduction** -Tempus Fugit as time moves on with vigor in December. Getting ready for a short (in comparison to September) road trip to Orange County for Christmas. Always liked the tempus fugit phrase but sometimes lament that I took two years of High School Latin instead of a more useful language such as Spanish or at least a Latin inspired language such as French, Italian, or Portuguese. No time for language in college with an engineering curriculum. Imagine my surprise and uplifting feeling when once visiting the island of Sardinia and asked our tour guide about the native language there. The fellow said, "Well it's close, actually very close to Latin. I remember blurting out, "Tempus Fugit" and he said, "Well that's what we say too"! Somehow, I felt justified as Latin has not been that helpful to me in horticulture or mycology endeavors (too many scientific name changes with the advent of cheap DNA testing). Well anyhow, short of time this month and hit the road next week after writing this. See some of you on I-5!



**Driving I-5** – but thinking railroad while you drive to ease the boredom? Driving distance during the holidays, and really any road trip, it is nice to listen to recorded stories. They are readily available for your CD player or even more likely for your personal media player. One problem though is story length. How many times have you been on the road and reached destination long before the story is complete? By the time you are going back, or worse yet, the next trip you can't quite remember the story details. Sometimes there are problems even finding where you left off. So here is one answer, short bite sized stories like old time radio and featuring railroad intrigue to boot. They are not always easy to find but here is a great set. Right now, at a very bargain price, we have "Thrilling Stories of the Railway" downloaded via Amazon Audible and, in the process, acquiring the Sherlock Homes book recordings as well. They both contain stories in bite sized segments and though have not reviewed them yet (waiting until a road trip to Orange County), I can attest to the quality of Benedict Cumberbatch's ability to narrate great stories. He is excellent and wonder where he finds the time to do all that he does which includes frequent television and movie appearances. He even shines doing a youthful "Rumpol of the Bailey" on another Audible

release. I never thought anybody, but the great Leo McKern could be Rumpole.

**The Mysterious Train Emergency Break** - I have often wondered what would happen if I pulled a passenger train emergency brake. I also wondered, just what would happen to somebody who pulled this brake for the fun of it. I know most of you are well aware of this passenger train function used around the world, but here is a Wikipedia reference to this which I needed to look at before commenting further.




[https://en.wikipedia.org/wiki/Emergency\\_brake\\_\(train\) - Brake Information](https://en.wikipedia.org/wiki/Emergency_brake_(train) - Brake Information)

**This column subject was stimulated by a news report** about fellow in Italy who violated the law not once, but 100 times. As a law-and-order person, I say, "Book him Danno"! Here is the story:

[https://www.ansa.it/english/news/2021/12/09/man-arrested-for-pulling-trains-emergency-brakes-100-times\\_9bce242d-15ef-4259-a3f9-d2e2929d9536.html](https://www.ansa.it/english/news/2021/12/09/man-arrested-for-pulling-trains-emergency-brakes-100-times_9bce242d-15ef-4259-a3f9-d2e2929d9536.html) - Emergency Brake Fetish

Here is what happens when the emergency brake is executed. This one by equipment malfunction on a freight train. It's a long video and you may want to fast-forward, but the train stops soon after malfunction occurrence.

<https://www.youtube.com/watch?v=ldF6tug8ykg> - Video of Emergency Stop



**Not Charles Polhemus**

**Polhemus (Railroad land speculator)** - Ever drive I-280 near San Mateo/Belmont and see a sign for Polhemus Road? I certainly have and it always gave me a chill. Like a lot of young people, I read the Odyssey in class. The hero Odysseus was up

against a one eyed giant with a similar name. Now realize, it was spelled Polyphemus and not Polhemus. After all these years of fear and loathing, I had the name wrong. No longer will I get chills seeing that road name as it belonged to a harmless entrepreneur who bought land in anticipation of a railroad connecting San Francisco with San Jose. In fact, he was director of the San Francisco and San Jose Railroad in the 19th Century and a big name in San Mateo history.

<https://mariposaresearch.net/santaclararesearch/SCBIOS/cbpolhemus.html> - Charles Polhemus

**Amtrak Plans** – Just got this one from the Wall Street Journal (WSJ), a publication of which suffers by having too many good stories (never get much done in the morning since I subscribed a few months ago). Anyway, just this morning, they had a story of the new guy assuming boss of the railroad. This article not only discusses CEO Steven Gardner but possibilities of what he might do with 22 billion dollars falling his way from the Infrastructure Bill recently passed by congress. Warning: You will be asked to subscribe to WSJ and though maybe a good deal, you will get nothing done in the morning either.



[Amtrak's New \\$22 Billion Man – Amtrak's Windfall](#)



Jim Maley and his Hobo's Lament railroad live in Milpitas. Jim can be heard on KKUP FM radio 91.5 and knows a lot about movies, music, trains, and New Mexican chiles. He can also be reached at [kkupdj@me.com](mailto:kkupdj@me.com)


**Movie & TV Scenes Showing Model Trains** - Actually, I do not watch either "Young Sheldon" or "Big Bang Theory" re-runs. The latter of which has a laugh track that is, in the words of Stan Freberg suggests, "Too piercing man" and seems to be always on Fox Channel 2. But there are electric train scenes in both and must give the producers that.



**Railroad Song of the Month** - "Roll On" is a song from a favorite group from the 1950's R&B. It may or may not be about trains rolling on but could be taken as such. By the way, this song was written by the wife of Johnny Otis, Phyllis. Can hear the Lamplighters now on my favorite Oakland Radio Station, KWBR with the Swinging Deacon, Bouncing Bill and Big Don Barksdale. Hope you like it.

<https://www.youtube.com/watch?v=uhMVPTAz4SE> - The Lamplighters





## Old Wood-Burner Retires to Star in Movies

*Old timer of a pioneer Nevada railway ready for its last run.  
"Brass Betsy" built in 1868 for the Virginia and Truckee line,  
has since quit work and left for Hollywood to star in the movies.  
Popular Mechanics, August 1937*

A classic 150 year old locomotive sits on a couple hundred feet of dead end track in the Arizona Desert awaiting her next movie assignment. Originally built in 1872 for Nevada's Virginia and Truckee Railroad by the Baldwin Locomotive Works, the 4-4-0 standard gauge Reno provided express passenger service between Reno, Carson City and Virginia City for the next six decades.

Paramount Studios purchased the Reno from the V&T for \$500 in 1938 and immediately put her to work as the "Jupiter" in the film Union Pacific along with three other V&T locomotives. Metro-Goldwyn-Mayer purchased Reno from Paramount in 1945 for \$4500 and a second career spanning more than 60 western films TV movies and commercials for dozens of studios and production companies.

Old Tucson Company purchased Reno for it's Studio and Theme Park, however a fire consumed much of Old Tucson Studios in 1995 and completely destroyed the historic locomotive. Actor Will Smith leased the Reno's remains for the filming of *The Wild Wild West* and had it restored and returned to the park where the venerable old locomotive patiently awaits her next starring role.

*From the collection of Bill Ralph*



The Porcupine Gulch Railroad, located in Fremont, California, was selected by *Garden Railways Magazine* as the Best Small Railroad in 2016. Retired from the publishing industry, Bill knows a thing or two about amusement parks and postcards.



# MUSINGS OF A THEME PARK FAN

Bill Ralph



## Pirate Ship

Guests in Fantasyland enjoy visiting aboard *The Pirate Ship* as it lays at anchor in the coveat Skull Rock, a picturesque setting from the story of Peter Pan.

Disneyland's Pirate Ship Restaurant was a tribute to the 1953 animated classic film, *Peter Pan*. Chicken of the Sea with its Tinkerbell-like mermaid logo beat out StarKist for sponsorship of Walt's colorful interpretation of a man-of-war galleon.

The Pirate Ship was constructed behind the Main Street Opera House and was "flown" to a small pond in Fantasyland (with the help of a large construction crane). The Pirate Ship was open to the public for exploration on the park's opening day although it was another 6 weeks before food service began below deck. Tuna burgers were the popular food choice, however oysters, seafood salads and sandwiches were also available to hungry guests to enjoy on deck or on barrel seats in shady Skull Rock Cove. The popular Fantasyland flagship restaurant was renamed Captain Hook's Galley in 1969.

In order to accommodate the re-imagining of Fantasyland and after serving seafood meals to millions of guests over 27 years, Peter Pan's Pirate Ship was scheduled to "fly" a second time to a new location on the promenade leading to It's A Small World. Sadly the Pirate Ship was no longer a ship at all but an aging wooden building and the popular restaurant was demolished in 1982. Some of the salvaged rigging, lanterns, and bailing pins can be found on Peter Pan's Flight attraction including the tuna boat's ships wheel with Peter Pan at the helm.

# MEMBERSHIP INFORMATION

## NEED A BAGRS NAME BADGE?

Send a \$15 check, payable to BAGRS, for each badge ordered. Be sure to print the name(s) and City(s) for the badge(s) clearly. Send to: BAGRS Member Badges, 210 Friar Way, Campbell, CA 95008

## BAGRS FOR SALE BY MEMBERS

List items you have for sale or items you want. You'll find it in the middle of the "Members Section" menu on our website, [bags.org](http://bags.org). Log in is required.

## BAGRS ONLINE PHOTO AND VIDEO LIBRARY

Many photos & videos are hosted at: <https://photos.google.com>

Click on "Go to Google Photos", if offered.

Login with this e-mail and password: BAGRSvideos@gmail.com BestClub4014

The upper-left corner has a pull-down menu to select ALBUMS. Then click on the album of interest.

# BAGRS BOARD AND CONTACTS

POSITION	NAME	EMAIL ADDRESS
President:	Russ Miller	<a href="mailto:president@bags.org">president@bags.org</a>
Vice President:	Mick Spilsbury	<a href="mailto:marketing@bags.org">marketing@bags.org</a>
Secretary	Sarah Camarillo	<a href="mailto:secretary@bags.org">secretary@bags.org</a>
Treasurer	Larry Silverman	<a href="mailto:treasurer@bags.org">treasurer@bags.org</a>
At-large board member	Colin Camarillo	<a href="mailto:camarillo@pacificme.com">camarillo@pacificme.com</a>
At-large board member	John Rhoadarmer	<a href="mailto:rhoadarmer@gmail.com">rhoadarmer@gmail.com</a>
At-large board member	Richard Murray	<a href="mailto:steamer060@sbcglobal.net">steamer060@sbcglobal.net</a>
Scheduling Coordinator	John Rhoadarmer	<a href="mailto:openhouse@bags.org">openhouse@bags.org</a>
Live Steamers	Richard Murray	<a href="mailto:steamer060@sbcglobal.net">steamer060@sbcglobal.net</a>
Website and Database Manager	David Mease	<a href="mailto:administrator@bags.org">administrator@bags.org</a>
Roving RR Outreach	Lynn Gerber	<a href="mailto:buggarden52@gmail.com">buggarden52@gmail.com</a>
Membership	Lynn Gerber	<a href="mailto:buggarden52@gmail.com">buggarden52@gmail.com</a>
Newsletter	Greg Hile	<a href="mailto:newsletter@bags.org">newsletter@bags.org</a>

# FUTURE EVENTS OF INTEREST

2022 March 19, BAGRS Annual Meeting at Hiller Aviation Museum

2022 June 20-25, National Garden Railway Convention, Denver

2022

JUNE 20-25 2022 ▶ DENVER CO

DENVER GARDEN RAILWAY SOCIETY

COME'ON ABOARD! ◀



▶ VISIT [NGRC2022.ORG](http://NGRC2022.ORG)

2023 July 3-9, National Garden Railway Convention, S.F. Bay Area

38<sup>TH</sup> NATIONAL  
GARDEN RAILWAY  
CONVENTION

SANTA CLARA, CA  
JULY 3-9, 2023

"The place to be in '23!"



## TOWNS, TRAINS, AND TERRAIN

EARLY CALIFORNIA PRINTS FROM THE POPE COLLECTION

OCTOBER 31, 2021 — JANUARY 30, 2022

Drawn from a recent gift of nearly 200 prints and original works on paper from the Peter T. Pope Early California Collection, this exhibition examines the history of California from maps and depictions of Gold Rush towns to the influx of train travel and urban scenes of San Francisco. Artists, cartoonists, and printmaking firms, including Edward Jump, Currier and Ives, Charles Braddock Gifford, the Nahl Brothers, and Britton & Rey are represented side-by-side. The featured works showcase details of life in the Golden State through printmaking techniques such as etching, engraving, and lithography. The diversity of subject matter within the exhibition also documents the difficult realities of building California, with under-told narratives of life and labor that provide a more complete picture of the state's history.

COMING SOON TO THE CROCKER ART MUSEUM, SACRAMENTO



Photo copyright by Matthew Malkiewicz with permission to use in Trellis & Trestle. Visit his web site for more great railroad photos. <http://www.lostracksoftime.com/>

## TRELLIS AND TRESTLE

Copyright ©2021 Bay Area Garden Railway Society. *Trellis & Trestle* is published monthly. Submissions are encouraged. Please contact the editor for further information. We reserve the right to edit for length, clarity, and content.

**JOIN US AT:**

**BAGRS.ORG**

**FACEBOOK**

**INSTAGRAM**

